

activity sheet one

Design a myth-busting experiment

How can you test whether a modern superstition is actually true?

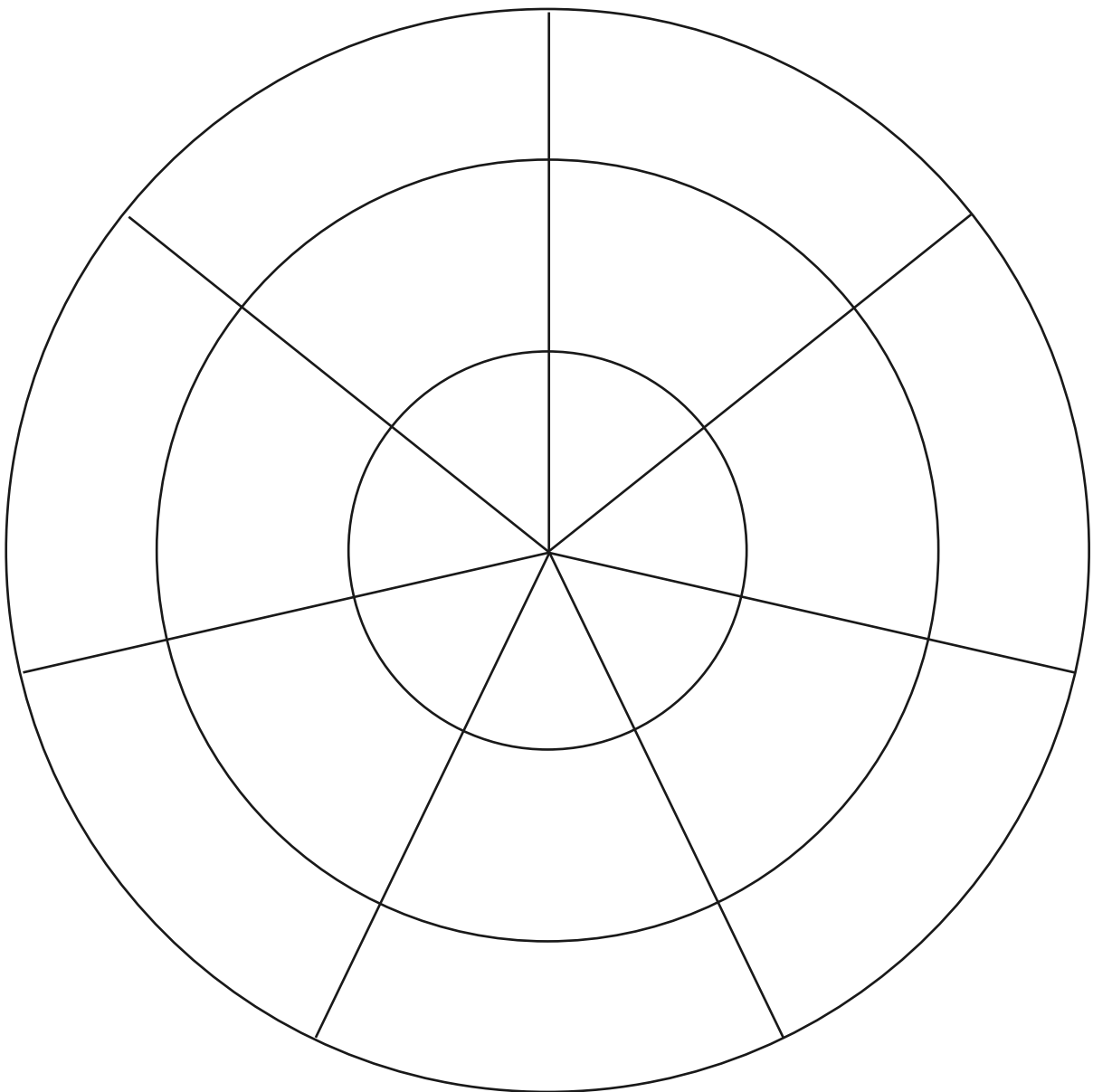
Equipment:

What to do:

activity sheet two

Make a colour wheel

On the inside wheel use your coloured pencils to colour in the seven colours of the rainbow – see if you can remember the correct order! On the next wheel, write or draw something you have seen in nature that matches each of the colours. On the outside wheel try and write a word or phrase that describes each colour.



activity sheet three


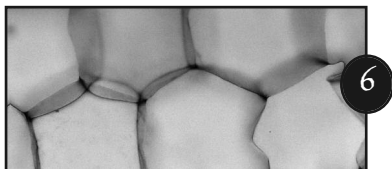


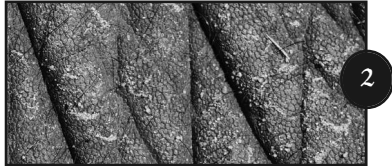

Observational Drawing

Look carefully at your hand, and try to draw it in as much detail as possible. Draw one side of your hand on the front of the sheet and if you have time you could draw the other side on the back of the sheet. You could start by drawing round your hand to give you an outline.

activity sheet four

Match the Pairs

match a very highly magnified photograph of part of an object with the whole thing.



Write a poem about one of these images on the back of your sheet.

activity sheet five

Atom Experiment

Each time you cut the paper in half, you need to stick one half on the result sheet, and write down the name of an object that you think is about that size, to give you an idea of scale.

CUT ONE

Object:

CUT TWO

CUT THREE

Object:

Object:

CUT FOUR

CUT FIVE

CUT SIX

CUT SEVEN

CUT EIGHT

CUT NINE

CUT TEN

CUT ELEVEN

CUT TWELVE

.....