







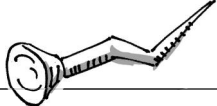



activity sheet one

Testing magnets

I wonder which of these objects will be picked up by a magnet?

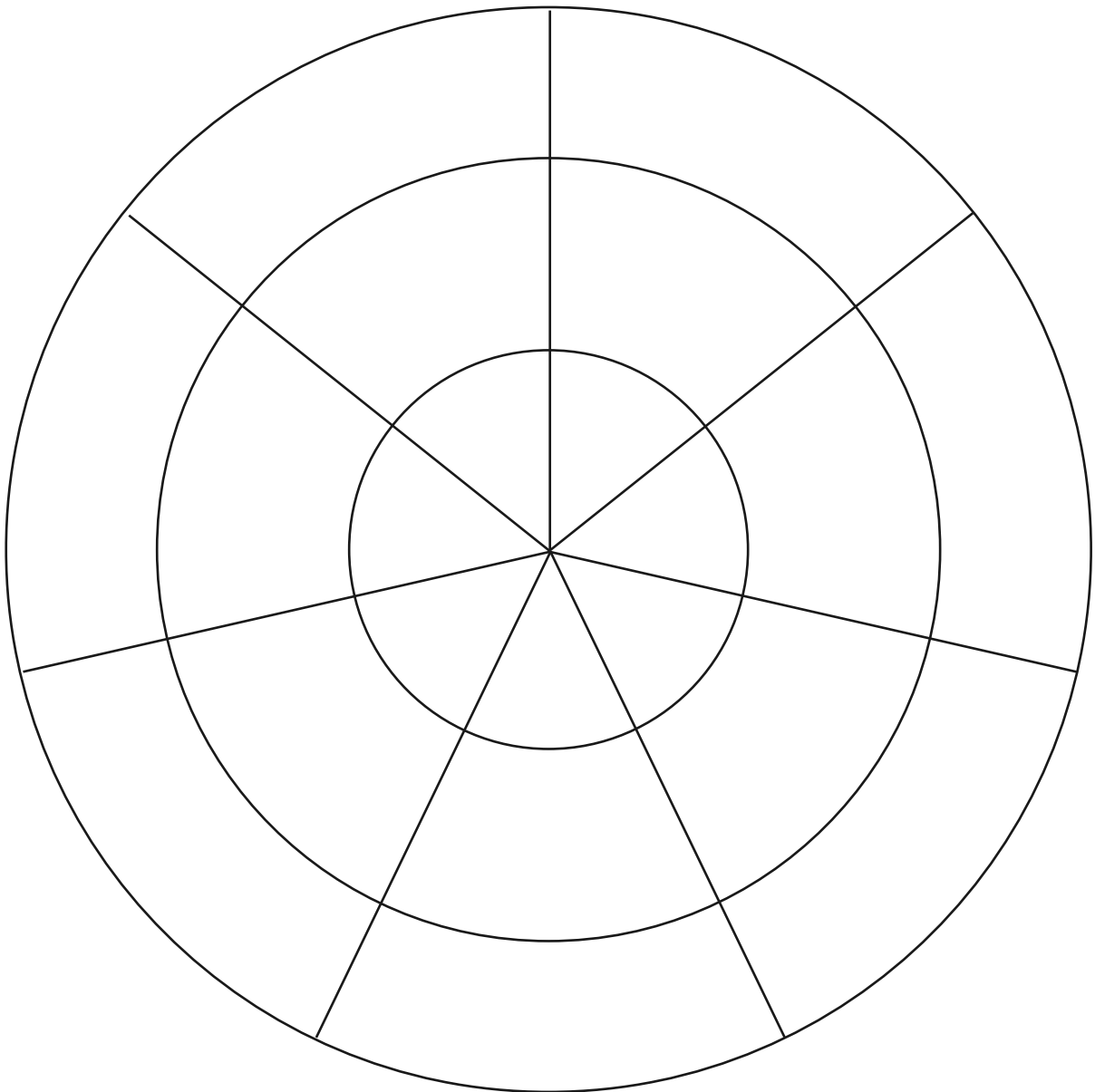
- Sort the objects into two sets – objects you think will be picked up by a magnet, and objects you think won't be picked up by a magnet.
- Tick the boxes in the prediction column on the worksheet to show what you think will happen.
- Then test whether you were correct, and tick the correct answers in the results column on the worksheet.

Object:	Prediction: <i>I think a magnet will pick up</i>	Result: <i>I found out that a magnet will pick</i>
metal paper clip 		
plastic button 		
metal coin 		
pencil 		
rubber/eraser 		
piece of metal foil 		
piece of cloth 		
metal screw 		
metal nail 		
metal nut 		

activity sheet two

Make a colour wheel

On the inside wheel use your coloured pencils to colour in the seven colours of the rainbow – see if you can remember the correct order! On the next wheel, write or draw something you have seen in nature that matches each of the colours. On the outside wheel write the name of each colour.



activity sheet three


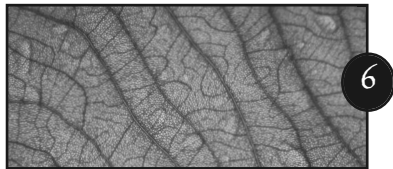


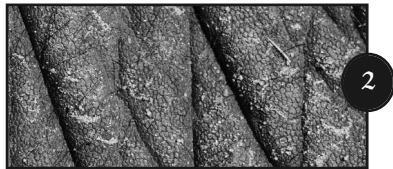
Observational Drawing

Make a drawing of an interesting object in the church. Try to make your drawing as accurate as possible. Take time to really look!

activity sheet four

Match the Pairs

Look closely at these pairs of pictures and match a magnified photograph of part of an object with the whole thing.



activity sheet five

Crocodile picture

I wonder if you would like to do a drawing of Rutherford's crocodile? Or you might like to draw an animal that helps to show what your personality is like.